



PMS AIF WORLD
High Performance Investing

FEBRUARY, 2022 NEWSLETTER

CAT 3 ALTERNATIVE INVESTMENT FUNDS

MONTH

FEBRUARY, 2022

DATA AS OF

31ST JANUARY, 2022

PREPARED BY

PMS AIF WORLD

MONTHLY PERFORMANCE REPORT

Richer, Happier, Wiser Investors



Kamal Manocha

**Founder & CEO,
PMS AIF World**

Dear Readers,

Thank You for the appreciation and accolades on the quality of our work.

We started our journey in 2019 with a Promise of Knowledge driven High Performance Investing.

In last 3 years, we've worked through out to keep our promise.

As a result, today we provide investment services to more than 400 well informed investor families across 27 cities and 7 countries .

For our clients, our intention is not only Richer, but Happier and Wiser too 😊 and this is where we conceptualized our 3rd annual investment summit on the same topic.

We would like to tell you that this was largest investment summit of relevant audience in a true sense, as we got over 3300+ registrants and almost 55% identified themselves as PMS / AIF investors. The Summit covered 12 highly thoughtful topics and viewpoints of 30+ portfolio managers & thought leaders.

As part of our responsibility towards acknowledging the good performance, the event covered the 3rd edition of smart money manager awards based on a simple format of risk adjusted returns, in association with IIM-A's finance club.

In this newsletter, we are attaching some snippets from the event and the list of nominations as well as winners whose performance we recognized in the annual event based on risk adjusted returns



A few **comments**, we received from
Investors who attended the recent **Investment Summit**

"Very Informative & very well-organized event. Congratulations 🙌🙌🙌"

"Congratulations on conducting such a large PMS-AIF industry wide Summit... I enjoyed all sessions and got reassured that time in market is more important than timing the market.... The sessions were quite informative 👍"

"This was one nice even. V well conducted with these heavyweights 👍📊. All were v sensible questions n answers... N Sunil Singhania just hates Asian paints 😊"

"Nice. Samit, Dheeraj n Siddhartha together in one panel was too good 🙌"

"Excellent work Kamal by you and team PMS AIF World !"

"Your award process was nice. You showed the numbers/results for nominees for all categories... Establishes credibility"

"Sameer Arora was funny. Nicely put his answers"

"Your articulation "here are 3 types of investors..." was excellent in session "DNA of multibaggers..."

"Your moderation was awesome as always"

"Mr. Raamdeo A was really candid and clear"

"Investing experience with the way you keep imparting knowledge truly keeps investor happy"

"PMS AIF World is a Best Emerging Wealth Manager of India"





PMS AIF WORLD

PMS AIF WORLD's 3rd Annual Summit & Awards 2022

A BIG HIT

WE THANK YOU
FOR MAKING THE EVENT

A GRAND SUCCESS

We extend our heartfelt gratitude to you for making this a huge success!

In case you missed any session, we regret as attending the event live is a totally different experience. But worry not, we will be soon uploading all session recording on our [YouTube Channel](#).



PMS AIF WORLD

RICHER, HAPPIER, WISER INVESTORS

FEW GLIMPSES



India's most thoughtful summit for Investors

Crystal Gazing 3.0

Richer, Happier, Wiser Investors


PMS AIF World Summit & Awards 2022


 PMS AIF WORLD

11th & 12th Feb 2022



Live Virtual Event

Opportune Decade for Wealth Creation



 PMS AIF WORLD

HOME INFORMATION GUIDE

Do  

Gold Partners Silver Partners Title Partner

Crystal Gazing 3.0
Richer, Happier, Wiser Investors

Auditorium Exhibition Area Breakout Rooms


Networking Lounge

#RicherHappierWiserInvestors

Lobby Networking Lounge Auditorium Exhibition Breakout Room Briefcase (1) Certification Logout

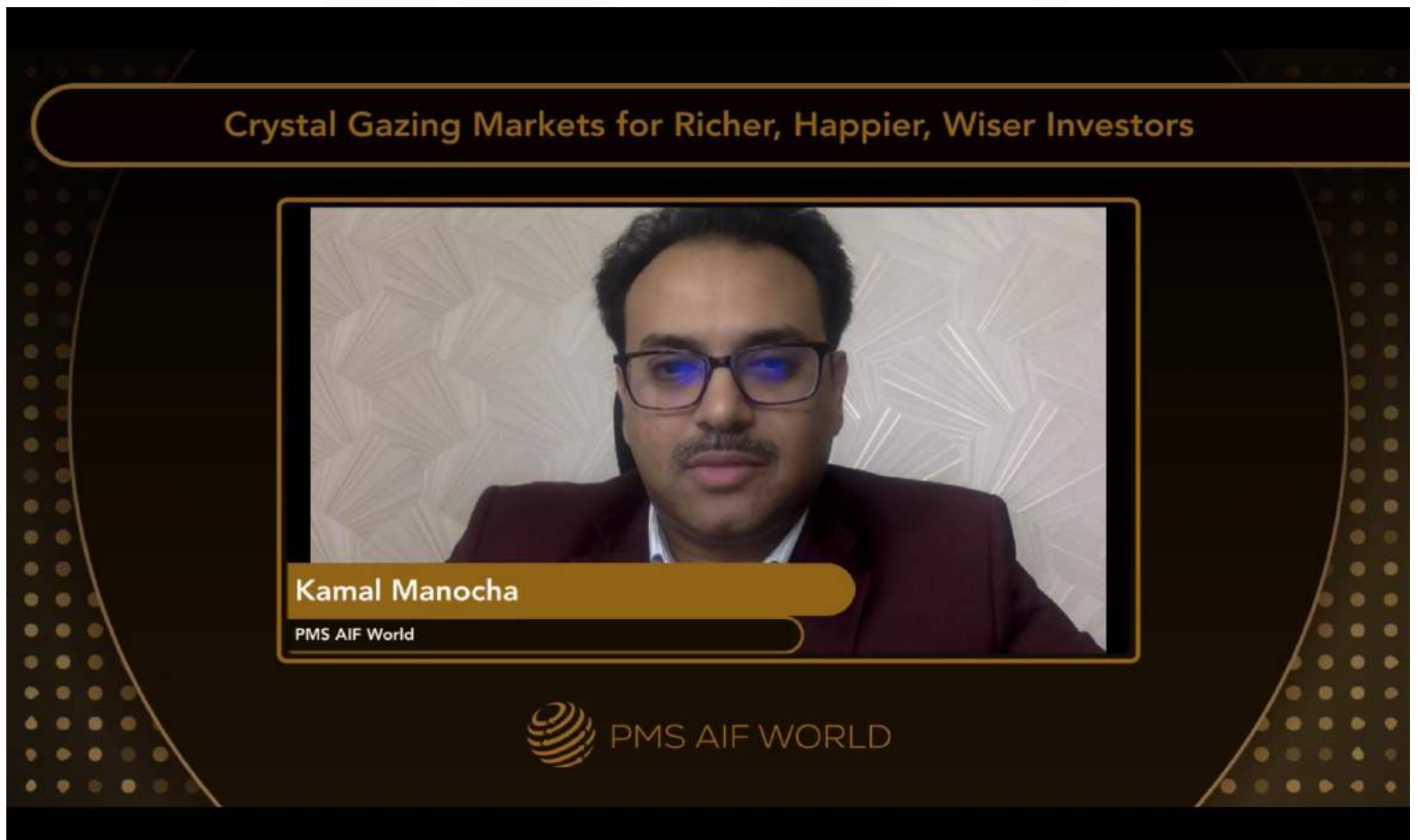
RICHER, HAPPIER, WISER INVESTORS

FEW GLIMPSSES



RICHER, HAPPIER, WISER INVESTORS

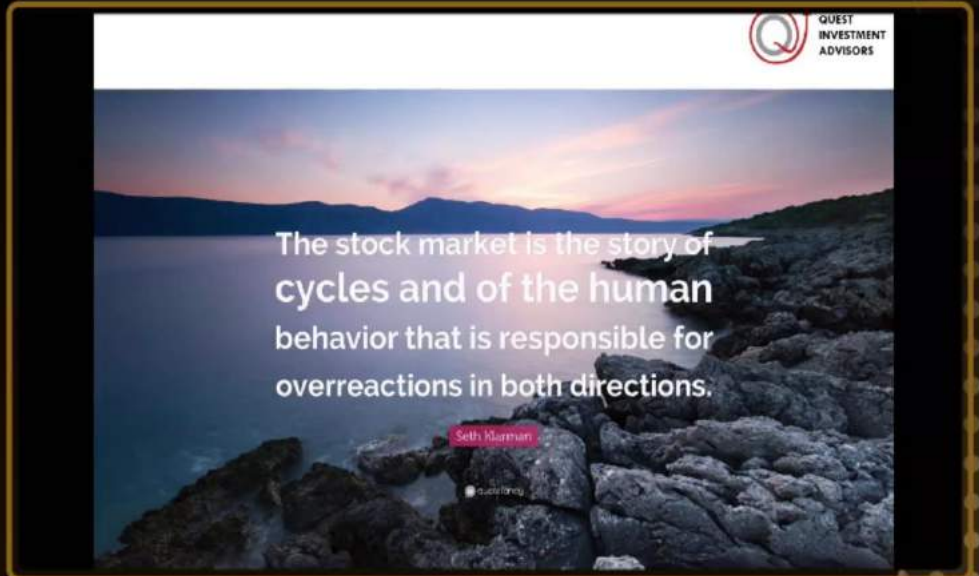
FEW GLIMPSES



RICHER, HAPPIER, WISER INVESTORS

FEW GLIMPSES

Crystal Gazing Markets for Richer, Happier, Wiser Investors



Crystal Gazing Markets for Richer, Happier, Wiser Investors



RICHER, HAPPIER, WISER INVESTORS

FEW GLIMPSES

Crystal Gazing Markets for Richer, Happier, Wiser Investors







Crystal Gazing Markets for Richer, Happier, Wiser Investors




RICHER, HAPPIER, WISER INVESTORS

FEW GLIMPSES

Crystal Gazing Markets for Richer, Happier, Wiser Investors

| | |
|--|--|
|  <p>Prashant Khemka White Oak Capital Management</p> |  <p>Raamdeo Agrawal Motilal Oswal Group</p> |
|  <p>Sunil Singhania Abakus Asset Management</p> |  <p>Kamal Manocha PMS AIF World</p> |

 PMS AIF WORLD

Crystal Gazing Markets for Richer, Happier, Wiser Investors

| | |
|---|--|
|  <p>Aashish Somaiyaa White Oak Capital Management</p> |  <p>Krishna Narnolia Narnolia Group</p> |
|  <p>Radhika Gupta Edelweiss AMC</p> |  <p>Mohit Bhagat Alchemy Capital</p> |

 PMS AIF WORLD



RICHER, HAPPIER, WISER INVESTORS

FEW GLIMPSES

Crystal Gazing Markets for Richer, Happier, Wiser Investors

Amit Jeswani
Stallion Asset

Neil Bahal
Negen Capital

Sankalpo Pal
PMS AIF World

Crystal Gazing Markets for Richer, Happier, Wiser Investors

Nalin Moniz
Edelweiss AMC

Harsh Agarwal
Tata AMC

Rajesh Bhatia
ITI Long Short Equity Fund

Bhautik Ambani
Aventus Capital Public Markets Alternate Strategies LLP

RICHER, HAPPIER, WISER INVESTORS

FEW GLIMPSES

Crystal Gazing Markets for Richer, Happier, Wiser Investors



Anshul Saigal
Kotak Mahindra AMC


Shailendra Kumar
Niraha

Madanagopal Ramu
Sundaram Alternates

Rakhi Prasad
Alder Capital

 PMS AIF WORLD

Crystal Gazing Markets for Richer, Happier, Wiser Investors




Samir Arora
Helios Capital

Bharat Shah
ASK Group

Rajesh Kothari
AITAccurate Advisors

Lakshmi Iyer
Kotak Mahindra AMC





 PMS AIF WORLD




RICHER, HAPPIER, WISER INVESTORS





FEW GLIMPSES


Crystal Gazing Markets for Richer, Happier, Wiser Investors

| | |
|---|---|
|  <p>Amit Ratanpal BLinC Invest</p> |  <p>Debojyoti Ghosh Axis AMC</p> |
|  <p>Abhishek Agarwal Rockstud Capital LLP</p> |  <p>Lavanya Ashok Trifecta Capital</p> |

 PMS AIF WORLD

Crystal Gazing Markets for Richer, Happier, Wiser Investors

| | |
|--|---|
|  <p>Kunal Pawaskar Tata AMC</p> |  <p>Ashwin Patni Axis AMC</p> |
|  <p>Naveen Chandramohan ITUS Capital</p> |  <p>Sonam Srivastava DSP Investment Managers</p> |

 PMS AIF WORLD



PMS AIF WORLD

RICHER, HAPPIER, WISER INVESTORS

CONGRATULATIONS TO ALL WINNERS!

 PMS AIF WORLD 

**Best AIF CAT 3
Long Only**

Rank 1

**Roha Asset Managers
Emerging Companies Fund**

On
3 Years Of Risk Adjusted Returns

 PMS AIF WORLD 

**Best AIF CAT 3
Long Only**

Rank 2

**Abakkus Asset Manager
Growth Fund- 1**

On
3 Years Of Risk Adjusted Returns

 PMS AIF WORLD 

**Best AIF CAT 3
Equity Long Short**

Rank 1

**Tata AMC
Equity Plus Absolute Returns Fund**

On
18 Months Of Risk Adjusted Returns



RICHER, HAPPIER, WISER INVESTORS

CONGRATULATIONS TO ALL WINNERS!

 PMS AIF WORLD 

Best AIF CAT 3
Equity Long Short

Rank 2

**Edelweiss Asset Management
Alternative Equity Scheme**

On
18 Months Of Risk Adjusted Returns

 PMS AIF WORLD 

Best AIF CAT 3
Pure Long Short

Winner

**Whitespace Alpha
Debt Plus Fund**

On
12 Months Of Risk Adjusted Returns

CAT 3 Alternate Investment Fund Performance Data as of 31st January 2021

| LONG ONLY AIFs | | | | | | | | | | |
|--|----------------|--------|-------|-------|-------|--------|-------|-------|-------|--------------|
| Strategy | Inception Date | AUM | 1M | 3M | 6M | 1Y | 2Y | 3Y | SI | Type |
| Accuracap AlphaGen Next ^ | Dec-18 | 121.61 | -3.7% | 2.2% | 4.6% | 26.5% | 20.4% | - | 15.6% | Open Ended |
| Accuracap Vectra Fund ^ | Dec-18 | 57.26 | -4.0% | -0.2% | 1.1% | 31.4% | 24.9% | - | 15.6% | Open Ended |
| Abakkus Emerging Opportunities Fund | Jun-19 | - | 0.3% | 0.0% | 5.0% | 84.5% | 62.9% | - | 51.4% | Closed Ended |
| Abakkus Growth Fund | Jul-18 | - | -1.4% | 1.3% | 3.3% | 62.3% | 43.3% | 31.6% | 27.3% | Closed Ended |
| Alchemy Leaders of Tomorrow | Jan-18 | 330 | -2.4% | 2.7% | 19.0% | 48.0% | 36.0% | 24.6% | 14.4% | Open Ended |
| Carnelian Compounder Fund – 1 | May-19 | - | -5.3% | -3.1% | 6.9% | 33.8% | 20.3% | - | 23.8% | Closed Ended |
| Dalal & Broacha India Oppo. Multicap ^ | Dec-19 | - | -2.8% | -0.7% | 9.7% | 26.6% | 44.4% | - | 45.8% | Open Ended |
| Edelweiss Catalyst Opportunities Fund | Jun-18 | 203.51 | -2.7% | -1.8% | 3.6% | 31.8% | 20.8% | 17.2% | 15.7% | Closed Ended |
| Emkay Investment Emerging Stars Fund^ | Jan-18 | - | 1.6% | 0.6% | 0.4% | 34.8% | 35.8% | 38.6% | 13.6% | Closed Ended |
| Nippon India Champions Of 21 st Century | Feb-21 | - | 0.0% | 0.1% | 11.5% | - | - | - | 38.4% | Closed Ended |
| IIFL High Conviction Fund –Series 1^ | Nov-19 | - | -3.4% | -2.5% | 5.2% | 27.3% | 19.2% | - | 18.6% | Open Ended |
| IIFL High Growth Companies Fund | Nov-18 | - | -2.6% | -1.9% | 8.2% | 34.9% | 22.6% | 22.2% | 21.4% | Closed Ended |
| IIFL Multi Strategy Fund | Sep-18 | - | -2.0% | 2.1% | 7.0% | 31.4% | 22.9% | 19.3% | 17.0% | Closed Ended |
| Nippon India The Next Billion | Jul-18 | - | 0.8% | 0.1% | 12.2% | 48.4% | 26.8% | 22.7% | 18.7% | Closed Ended |
| Monarch Capital Compounder Fund | Oct-20 | 107.01 | 2.7% | -0.5% | -2.0% | 43.4% | - | - | 53.7% | Closed Ended |
| Roha Emerging Companies Fund | Nov-18 | - | 5.9% | 12.2% | 25.5% | 114.5% | 76.4% | 42.8% | 36.8% | Closed Ended |
| SageOne Flagship Growth 1 Fund | Sep-19 | - | -3.9% | 3.5% | 8.0% | 62.4% | 51.7% | - | 47.4% | Closed Ended |
| TCG Advisory SMF Disruption Fund | Jul-17 | - | 0.3% | -1.0% | -0.9% | 25.5% | 52.4% | 50.6% | 37.3% | Open Ended |
| White Oak India Equity Fund-II | Mar-19 | 1240 | -3.8% | -2.3% | 3.8% | 33.6% | 29.8% | - | 27.9% | Closed Ended |
| Nippon India The Indian Millennial | Jan-18 | - | -1.1% | -3.6% | 15.8% | 46.8% | 26.9% | 25.0% | 17.1% | Closed Ended |
| Nippon India The Big Switch | Aug-17 | - | 0.4% | -0.5% | 10.1% | 49.6% | 23.5% | 22.7% | 17.3% | Closed Ended |
| First Water Capital Fund | Aug-20 | 59.51 | 3.3% | 0.4% | -1.6% | 61.8% | - | - | 91.0% | Close Ended |

| LONG SHORT AIFs | | | | | | | | | | | |
|---------------------------------------|----------------|--------|-------|-------|-------|-------|-------|-------|-------|-------|------------|
| Strategy | Inception Date | AUM | 1M | 3M | 6M | 1Y | 2Y | 3Y | 5Y | SI | Type |
| Aventus Absolute Return Fund * | Mar-17 | 3335 | 1.3% | 2.3% | 8.9% | 13.3% | 12.1% | 12.2% | - | 13.4% | Open Ended |
| Aventus Enhanced Return Fund-II | Nov-18 | 768 | -3.4% | -4.1% | 10.1% | 18.0% | 14.6% | 13.7% | - | 13.7% | Open Ended |
| Whitespace Alpha Fund 2- Debt Plus | Aug-20 | - | 1.6% | 5.5% | 8.9% | 16.8% | - | - | - | 16.8% | Open Ended |
| Edelweiss Alternative Equity Scheme * | Aug-14 | 1351.2 | -6.1% | -4.2% | 1.6% | 19.6% | 14.3% | 18.6% | 14.1% | 17.5% | Open Ended |
| ICICI Pru Long Short Fund-Series I | Aug-18 | 3120 | -0.1% | 2.0% | 4.0% | 14.5% | 15.1% | 15.7% | - | 15.0% | Open Ended |
| ITI Long Short Equity Fund * | Apr-18 | 655.56 | -0.8% | -0.7% | 8.1% | 16.3% | 16.0% | 13.6% | - | 15.3% | Open Ended |
| TATA Absolute Return * | Apr-19 | - | 0.9% | 2.1% | 4.5% | 6.3% | 8.5% | 3.8% | - | 6.6% | Open Ended |
| TATA Equity Plus Abs Returns Fund * | Mar-20 | - | 1.6% | 2.2% | 10.0% | 25.3% | - | - | - | 30.9% | Open Ended |
| True Beacon One | Aug-19 | - | 0.1% | -1.0% | 0.7% | 10.7% | 25.0% | - | - | 24.9% | Open Ended |
| DSP Enhanced Equity Sat Core Fund^ | Mar-17 | - | 0.2% | -0.4% | 2.3% | 4.8% | 4.7% | 6.7% | - | 6.3% | Open Ended |
| IDFC IEH Conservative Fund | Jan-18 | - | 0.7% | 0.5% | -2.3% | 14.0% | 1.3% | 3.7% | - | 4.3% | Open Ended |

| Index | 1M | 3M | 6M | 1Y | 2Y | 3Y |
|-------------------|-------|-------|-------|-------|-------|-------|
| Nifty 50 | -0.1% | -1.9% | 10.0% | 27.2% | 20.4% | 17.0% |
| Nifty 500 | -0.5% | -0.9% | 9.6% | 33.4% | 24.3% | 19.6% |
| Nifty Mid Cap 100 | -0.6% | -0.6% | 8.8% | 44.8% | 29.6% | 21.4% |

The Data is indicative and as of 31st January, 2022. Data is Net of Expenses & Pre-Taxes unless indicated by marks (* and ^) implied as mentioned below. Taxation in AIFs is different for Long only vs Long short and depends upon portfolio construct and structure.

Reading & understanding performance numbers appropriately is important. AIFs are governed by private placement norms. This is for general understanding. Do read the full disclaimer on the last page.

^ Net of Expenses & Taxes

* Gross of Expenses & Taxes

Returns upto 1 year are Absolute and above 1 Year are CAGR

WISH TO MAKE INFORMED INVESTMENTS FOR LONG TERM WEALTH CREATION

DO NOT SIMPLY INVEST, MAKE INFORMED DECISIONS

SCAN THE QR CODE TO BOOK AN
APPOINTMENT WITH OUR EXPERTS



OUR OFFICES

DELHI NCR

2ND FLOOR, ARC BUSINESS TOWER,
PLOT 17-18, UDYOG VIHAR PH 4,
GURUGRAM 122015

MUMBAI

AK ESTATE, OFF VEER SAVARKAR FLYOVER,
SV RD, GOREGAON WEST
MUMBAI 400062

RISK DISCLAIMER: The performance data has been mainly captured from the latest factsheets procured from respective AIF companies and is as of 31st January, 2022. Performance up to 1 Year is absolute and above 1 Year is Annualized. PMS AIF WORLD has taken due care in collating the data from respective providers and has been done on best effort basis. PMS AIF WORLD should not be held responsible for any errors for the results arising from the use of this data whatsoever. Investments are subject to market related risks. The report is meant for general information purpose and not to be construed as any recommendation. Past Performance may or may not be sustained in future and should not be used as a basis for comparison with other investments. Please read the disclosure documents carefully before investing. Alternative Investment Funds are market linked and do not offer any guaranteed/assured returns.

SPECIAL DISCLAIMER: The Data is indicative and as of 31st January, 2022. Data is Net of Expenses & Pre Taxes unless indicated by marks (* and ^) implied as mentioned below. Taxation in AIFs is different for Long only vs Long short, and depends upon portfolio construct and structure. Reading & understanding performance numbers appropriately is important. AIFs are governed by private placement norms. This is for general understanding and not to be construed as any Suggestion or Advice. The sheet is endeavoured towards informed investment decisions in the space of Alternative investment Funds. Data is as of 31st January, 2022 .

LEGAL DISCLAIMER: Unless otherwise indicated, the data, site and content is PMS AIF WORLD's proprietary and all source code, database, functionality, software, website design, videos, text, charts, graphics on the site (collectively, the "Content") and our Trademarks and logos contained therein (the "Marks") are owned or controlled by us or licensed to us, and are protected by copyright and Trademark laws and various intellectual property laws of India.